






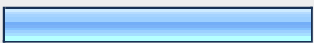



# Swinomish Yacht Club Membership Survey


1. What do you find most rewarding about being a member of the Swinomish Yacht Club? (Check all that apply)			
		Response Percent	Response Count
Camaraderie with fellow members		77.2%	44
Social events at clubhouse		56.1%	32
On the water events		68.4%	39
Reciprocal moorage		50.9%	29
Other (please specify)		5.3%	3
<b>answered question</b>			<b>57</b>
<b>skipped question</b>			<b>2</b>



2. How would you rate your satisfaction level as a member of this club with regard to the following categories?							
	Very satisfied	Somewhat satisfied	Satisfied	Somewhat dissatisfied	Unsatisfied	Rating Average	Response Count
Leadership	46.6% (27)	27.6% (16)	22.4% (13)	3.4% (2)	0.0% (0)	1.83	58
Clubhouse Facilities	45.6% (26)	28.1% (16)	19.3% (11)	7.0% (4)	0.0% (0)	1.88	57
On the water events	53.7% (29)	27.8% (15)	16.7% (9)	1.9% (1)	0.0% (0)	1.67	54
Clubhouse events	50.9% (29)	26.3% (15)	19.3% (11)	3.5% (2)	0.0% (0)	1.75	57
Club Culture	31.5% (17)	24.1% (13)	33.3% (18)	9.3% (5)	1.9% (1)	2.26	54
Welcoming new members	27.3% (15)	18.2% (10)	34.5% (19)	10.9% (6)	9.1% (5)	2.56	55
Newsletter	62.1% (36)	25.9% (15)	10.3% (6)	1.7% (1)	0.0% (0)	1.52	58
Yearbook	53.4% (31)	29.3% (17)	15.5% (9)	1.7% (1)	0.0% (0)	1.66	58
Reciprocal opportunities	51.8% (29)	19.6% (11)	21.4% (12)	5.4% (3)	1.8% (1)	1.86	56





	Comments	8
	<b>answered question</b>	<b>58</b>
	<b>skipped question</b>	<b>1</b>




3. In your opinion, please rate the effectiveness of the Officers/Board in meeting the needs of the membership?							
	Very Effective	Effective	Neutral	Ineffective	Very Ineffective	Rating Average	Response Count
Leaders' effectiveness	23.2% (13)	<b>53.6% (30)</b>	19.6% (11)	3.6% (2)	0.0% (0)	2.04	56
	<b>answered question</b>						<b>56</b>
	<b>skipped question</b>						<b>3</b>




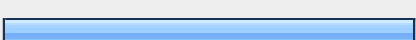


4. Are you happy with the present direction of the club?			
		Response Percent	Response Count
Yes very happy		33.9%	19
<b>yes but have concerns</b>		<b>35.7%</b>	<b>20</b>
Neutral		17.9%	10
Not so happy		0.0%	0
Unhappy		0.0%	0
If not so happy or unhappy, why		12.5%	7
	<b>answered question</b>		<b>56</b>
	<b>skipped question</b>		<b>3</b>

5. Do you feel comfortable sharing ideas and concerns with SYC leaders?				
			Response Percent	Response Count
Yes		100.0%	55	
No		0.0%	0	
If no, why not?			0	
<b>answered question</b>			<b>55</b>	
<b>skipped question</b>			<b>4</b>	







6. Would you be interested in serving on the SYC board?				
			Response Percent	Response Count
Yes, and soon		15.7%	8	
No		84.3%	43	
If no, why not?			29	
<b>answered question</b>			<b>51</b>	
<b>skipped question</b>			<b>8</b>	

7. How long have you been a member?				
			Response Percent	Response Count
0 – 1 year		10.7%	6	
2 – 5 years		37.5%	21	
6 – 10 years		35.7%	20	
11 + years		16.1%	9	
<b>answered question</b>			<b>56</b>	
<b>skipped question</b>			<b>3</b>	






8. Have you volunteered to chair an event?				
			Response Percent	Response Count
Yes			58.9%	33
Not yet, but I am planning to do so soon			3.6%	2
No			37.5%	21
			If no, why not	12
			<b>answered question</b>	<b>56</b>
			<b>skipped question</b>	<b>3</b>







9. I am reluctant to chair an event because (check all that apply)				
			Response Percent	Response Count
I find the process overwhelming			16.1%	5
No one has asked me			6.5%	2
May have to pay from own pocket if I go over budget			19.4%	6
<b>New to club and not ready to chair event</b>			<b>45.2%</b>	<b>14</b>
Afraid I will not get enough help			6.5%	2
Do not have time to chair events			41.9%	13
			Other (please specify)	6
			<b>answered question</b>	<b>31</b>
			<b>skipped question</b>	<b>28</b>




**10. Which of these conditions seriously affect your decision to attend or not attend the on-the-water events? (check all that apply)**





		Response Percent	Response Count
Cost of fuel		44.8%	13
<b>Distance to the venue</b>		<b>48.3%</b>	14
Cost of moorage		6.9%	2
Program for the event		31.0%	9
Do not feel comfortable attending		6.9%	2
New to club and unsure of protocol		6.9%	2
		Other (please specify)	23
		<b>answered question</b>	<b>29</b>
		<b>skipped question</b>	<b>30</b>

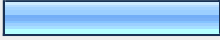



**11. How do you think we could improve our on-the-water events? (check all that apply)**






		Response Percent	Response Count
New destinations ie: Hood Canal, South Sound etc		33.3%	15
More information on the events		22.2%	10
More variety of themes		26.7%	12
<b>I am happy with the present schedule and destinations</b>		<b>44.4%</b>	20
Increase the funding for the events		35.6%	16
		Other (please specify)	9
		<b>answered question</b>	<b>45</b>
		<b>skipped question</b>	<b>14</b>




12. How could we improve club house events?(check all that apply)			
		Response Percent	Response Count
More variety in events		27.8%	10
<b>Improve bar area for smaller group gatherings</b>		<b>50.0%</b>	<b>18</b>
Pay for someone to clean up the next day		33.3%	12
Have more catered events instead of potluck		27.8%	10
Have more potluck instead of catered events		36.1%	13
Increase funding for events		27.8%	10
		Other (please specify)	13
		<b>answered question</b>	<b>36</b>
		<b>skipped question</b>	<b>23</b>

13. Our club newsletter is... (check all that apply)			
		Response Percent	Response Count
<b>Interesting</b>		<b>80.0%</b>	<b>44</b>
Useful		78.2%	43
Informative		76.4%	42
Uninformative		0.0%	0
		Suggestions for newsletter	11
		<b>answered question</b>	<b>55</b>
		<b>skipped question</b>	<b>4</b>




14. Would you be happy receiving the newsletter electronically and paper versions going only to those who request them?			Response Percent	Response Count
yes, sent to my email and available on the website			48.1%	26
I would be happy with just the website posting			22.2%	12
I would agree as long as I get mine mailed to me			16.7%	9
No, I think everyone should get paper copies.			13.0%	7
			<b>answered question</b>	<b>54</b>
			<b>skipped question</b>	<b>5</b>

15. Do you use the club's website?			Response Percent	Response Count
Yes, often			23.6%	13
<b>Yes occasionally</b>			<b>52.7%</b>	29
Rarely			20.0%	11
Never			3.6%	2
I do not have access to a computer			0.0%	0
			Comments about the website	7
			<b>answered question</b>	<b>55</b>
			<b>skipped question</b>	<b>4</b>




16. Do you take advantage of our reciprocal privileges?			Response Percent	Response Count
Yes, more than 10 times a year			7.3%	4
Yes, more than 5 times a year			21.8%	12
<b>Yes, occasionally, once or twice a year</b>			<b>40.0%</b>	22
No, but I plan to in the future			23.6%	13
No, not at all			7.3%	4
			If no, why not?	8
			<b>answered question</b>	<b>55</b>
			<b>skipped question</b>	<b>4</b>

17. Do you think we should expand the clubhouse as detailed in the March newsletter?			Response Percent	Response Count
Yes			52.7%	29
No			25.5%	14
I don't know			21.8%	12
			If not, why not?	19
			<b>answered question</b>	<b>55</b>
			<b>skipped question</b>	<b>4</b>






**18. Do you think we should expand the services of the club by offering members and reciprocal guests use of our bar/galley facilities?**

		Response Percent	Response Count
Yes		55.6%	30
No		27.8%	15
I don't know		16.7%	9
Comments			15
<b>answered question</b>			<b>54</b>
<b>skipped question</b>			<b>5</b>




**19. Do you think we should offer meal and bar services for members and reciprocal guests?**




		Response Percent	Response Count
Yes		46.3%	25
No		33.3%	18
I do not know		20.4%	11
Comments			10
<b>answered question</b>			<b>54</b>
<b>skipped question</b>			<b>5</b>

**20. If the bar/galley were made available on weekends, with a bartender and chef, would you choose to have dinner and/or drinks at the club?**

		Response Percent	Response Count
Yes, at least twice a month		22.2%	12
Yes, but only once a month		22.2%	12
<b>Perhaps occasionally</b>		<b>44.4%</b>	24
No, not at all		9.3%	5
I don't know		1.9%	1
		Other (please specify)	9
		<b>answered question</b>	<b>54</b>
		<b>skipped question</b>	<b>5</b>

**21. Would you be willing to take a bartender's course for certification, at no cost to you, to enable you to volunteer as the bartender for the expanded services?**

		Response Percent	Response Count
Yes		31.4%	16
Maybe		17.6%	9
<b>No</b>		<b>51.0%</b>	26
		<b>answered question</b>	<b>51</b>
		<b>skipped question</b>	<b>8</b>

22. Would you be interested in being clubhouse/bar manager?				
			Response Percent	Response Count
Yes, I would be happy to volunteer			10.0%	5
Yes, if there is a stipend			6.0%	3
<b>No, not at all</b>			<b>84.0%</b>	42
<i>answered question</i>				<b>50</b>
<i>skipped question</i>				<b>9</b>

23. What other facility improvements would you like to see considered by the planning committee?							
	Very important	Somewhat important	Neutral	Somewhat unimportant	Unimportant	Rating Average	Response Count
Bathrooms remodeled	25.5% (12)	<b>34.0% (16)</b>	21.3% (10)	10.6% (5)	8.5% (4)	2.43	47
Commercial dishwasher in kitchen	28.6% (14)	<b>34.7% (17)</b>	22.4% (11)	8.2% (4)	6.1% (3)	2.29	49
Dishwasher in bar area	10.9% (5)	10.9% (5)	32.6% (15)	8.7% (4)	<b>37.0% (17)</b>	3.50	46
BBQ area moved to back of club	14.9% (7)	17.0% (8)	<b>44.7% (21)</b>	8.5% (4)	14.9% (7)	2.91	47
Nice new deck furniture	12.5% (6)	22.9% (11)	<b>25.0% (12)</b>	18.8% (9)	20.8% (10)	3.13	48
Upper deck to maximize channel view	21.3% (10)	19.1% (9)	14.9% (7)	10.6% (5)	<b>34.0% (16)</b>	3.17	47
Other suggested improvements							6
<i>answered question</i>							<b>50</b>
<i>skipped question</i>							<b>9</b>

24. Do you have any other suggestions or concerns not addressed already in this survey?		
		Response Count
		16
	<i>answered question</i>	16
	<i>skipped question</i>	43

25. What additional long range goals would you like to see considered by the leadership ?		
		Response Count
		17
	<i>answered question</i>	17
	<i>skipped question</i>	42